



LBRIS

We know
books
Cristina Mircea

 ENGLISH

FOR

 KIDS

CAIET DE LUCRU
PENTRU CLASA A II-A

editat de Anabella McIntyre-Brown


T A B L E O F C O N T E N T S

UNIT 1	1. Hello, welcome back!.....	4
	2. Hello, my family!.....	6
	3. Round-up.....	8
UNIT 2	1. Outside the house.....	10
	2. Inside the house.....	12
	3. The rooms of the house.....	14
	4. Round-up.....	16
UNIT 3	1. One, two, three...!.....	18
	2. How old are you?.....	20
	3. My presents.....	22
	4. Round-up.....	24
UNIT 4	1. My food.....	26
	2. My drinks.....	28
	3. My fruit.....	30
	4. Round-up.....	32
UNIT 5	1. On the farm.....	34
	2. At the zoo.....	36
	3. I love pets!.....	38
	4. Round-up.....	40
UNIT 6	1. I have got blue eyes.....	42
	2. My doll has got long hair!.....	44
	3. My doll is beautiful!.....	46
	4. Round-up.....	48
UNIT 7	1. In the wardrobe.....	50
	2. At the clothes shop.....	52
	3. A birthday party.....	54
	4. Round-up.....	56
UNIT 8	1. The seasons.....	58
	2. I love sunny days!.....	60
	3. The months of the year.....	62
	4. Round-up.....	64

Topics: greetings; introducing yourself and others; colours; short poem; Round-up


1 LISTEN AND REPEAT:

MORNING




GOOD MORNING!

AFTERNOON



GOOD AFTERNOON!

EVENING



GOOD EVENING!

NIGHT




GOOD NIGHT!


2 LOOK AT THE PICTURES AND SAY:




GOOD MORNING!



GOOD ... !




GOOD ... !



GOOD ... !

3 LOOK, LISTEN AND REPEAT:


SUN



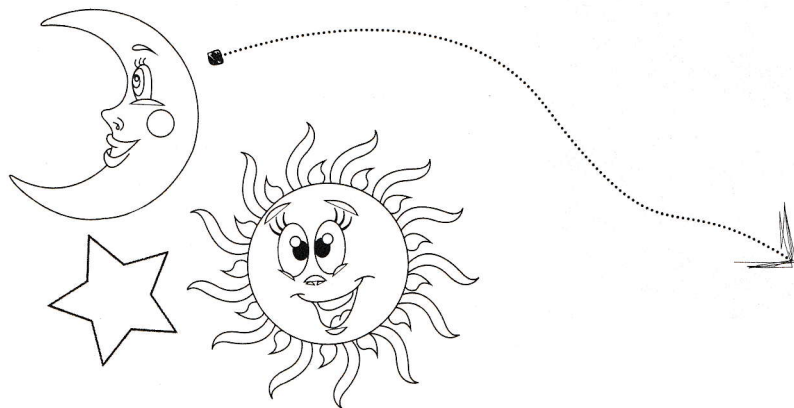
MOON



STAR



4 LOOK AND MATCH:




GOOD MORNING!

GOOD NIGHT!

GOOD EVENING!

5 LOOK, LISTEN AND COLOUR IN:



YELLOW


ORANGE

RED

WHITE

PURPLE

BROWN



BLUE



GREEN



PINK




GREY

2. HELLO, MY FAMILY!

1  LISTEN AND REPEAT:

**HELLO!
I'M BOBBY!
NICE
TO MEET
YOU!**




2 LOOK AND WRITE WHAT THE CHILDREN ARE SAYING:




**HELLO!
I'M SARAH!
NICE
TO MEET
YOU!**

SARAH



MARK



JANE

3 LOOK AT EXERCISE 2 AGAIN.
INTRODUCE YOURSELF TO THE CLASS!


4 LISTEN, POINT AND REPEAT:



• SHE IS SARAH.
SHE IS A GIRL.



• HE IS MARK.
HE IS A BOY.




• SHE IS JANE.
SHE IS A GIRL.



• HE IS BOBBY.
HE IS A BOY.

5 LOOK, MATCH AND COLOUR IN:



6 LOOK AGAIN AT EXERCISE 5 AND WRITE FOR EACH MEMBER OF THE FAMILY:

*EXAMPLE: HE IS MY GRANDPA. HE IS A BOY.
SHE IS MY GRANDMA. SHE IS A GIRL.*

3. ROUND-UP

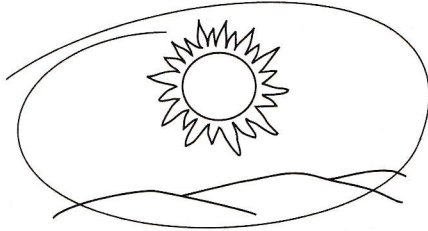
① DRAW YOURSELF AND WRITE YOUR NAME:

HELLO! I AM



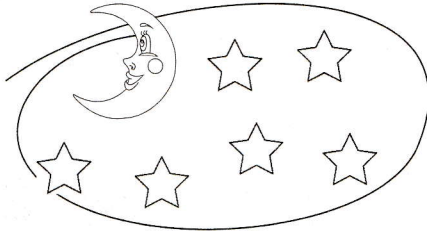
② DRAW YOUR DESKMATE AND WRITE HIS / HER NAME:

HELLO!
HE / SHE IS


3 LOOK AND SAY THESE THINGS TO YOUR FAMILY.
THEN, COLOUR IN:



EXAMPLE: GOOD MORNING.



MOTHER!




4 LISTEN AND DO!

WHEN THE TEACHER SAYS:
GOOD MORNING! YOU SIT UP.
GOOD NIGHT! YOU SIT DOWN.

GOOD AFTERNOON! YOU RAISE YOUR LEFT HAND.
GOOD EVENING! YOU RAISE YOUR RIGHT HAND.
If you make a mistake, you're out. The last remaining player wins.


5 LISTEN AND LEARN THE POEM!

GOOD MORNING, DEAR PARENTS!
GOOD MORNING, HOW ARE YOU?
TODAY, I'M VERY HAPPY TO SAY
HELLO TO YOU!



Topics: the house; rooms and parts of the house; furniture; objects' location; colour in; sing along; Round-up

1 LOOK, LISTEN AND REPEAT:



2 IN PAIRS, LOOK AT EXERCISE 1 AGAIN, THEN ASK AND ANSWER QUESTIONS ABOUT EACH NUMBER, LIKE THIS:

EXAMPLE: A: WHAT IS ONE? B: ONE IS THE DOOR. WHAT IS FOUR?

3 LISTEN AND COLOUR IN THE PICTURE IN EXERCISE 1:

- | | |
|----------------------------|--------------------------|
| 1. THE ROOF IS RED. | 5. THE GRASS IS GREEN. |
| 2. THE HOUSE IS BLUE. | 6. THE GARAGE IS PURPLE. |
| 3. THE WINDOWS ARE YELLOW. | 7. THE CAR IS PINK. |
| 4. THE DOOR IS BROWN. | 8. THE ROOF IS BROWN. |

4 LOOK, LISTEN AND REPEAT:

ON

IN
FRONT
OF


BEHIND



THE MOUSE IS
ON THE BOX.



THE MOUSE IS IN
FRONT OF THE BOX.



THE MOUSE IS
BEHIND THE BOX.

5 GO BACK TO EXERCISE 1. DRAW AND COLOUR IN:

1. A BLUE MOUSE ON THE ROOF.
2. A RED MOUSE IN FRONT OF THE GARAGE.
3. A PINK MOUSE BEHIND THE TREE.
4. A GREEN MOUSE ON THE CAR.

6 LISTEN AND DO:

TEACHER SAYS: THE PENCIL IS ON THE BOOK! (YOU PLACE THE PENCIL ON THE BOOK)
THE SCHOOLBAG IS ON THE DESK! (YOU PLACE THE SCHOOLBAG ON THE DESK)
THE BOOK IS IN THE SCHOOLBAG!
THE RULER IS BEHIND THE BOOK!
THE CHAIR IS IN FRONT OF THE DESK!

If you make a mistake, you're out. The last remaining player wins.